

LE REVERSE & PORFIDO

STONES PROJECT




KRONOS
CERAMICHE

LE REVERSE p 4

PORFIDO p 42

LE REVERSE

STONE PROJECT

Le Reverse nasce dalla profonda volontà di studio dell'elemento naturale che porta alla scoperta della duplice anima della pietra.

Il suo apparire esteriore, ancestrale, dall'aspetto antico e consumato dallo scorrere del tempo diventa la superficie Antique, mentre il suo lato più intimo e nascosto, svelato solo dal taglio della lastra, rivela un'attitudine alla sobria eleganza e diventa la superficie Elegance. A completamento della gamma è proposta anche la struttura materica della superficie Carved, disponibile sia in 10 mm che in 20 mm. Lo studio della splendida imperfezione del gesto manuale diventa ispirazione per la progettazione del bordo Heritage, che simula in modo industriale il bordo martellato.

La gamma cromatica comprende 2 toni neutri più un chiaro e un grigio scuro proposti sia sulla finitura naturale che lappata.

Le Reverse comes from a deep desire to study the natural elements and brings to light the twofold essence of stone.




Its ancestral appearance, ancient and eroded by the passage of time, is interpreted through the Antique surface, while its more intimate and hidden side, only exposed when the slab is cut, reveals an attitude of sober elegance and becomes the Elegance surface. The textural structure of the Carved surface completes the range, available both in 10 mm and in 20 mm. The study of splendid imperfection contained in a hand-hewn gesture is inspiration for the Heritage edge design, which emulates the chiselled edge using industrial techniques.

The colour range includes 2 neutral shades as well as a pale and dark grey, available both in the natural and lapped finish.

LE REVERSE

STONE PROJECT

<p>ANTIQUE nat / lapp 60x60 23^{3/4}"x23^{3/4}" 80x80 31^{1/2}"x31^{1/2}" 40x80 15^{3/4}"x 31^{1/2}"</p>	<p>ANTIQUE heritage nat / lapp 60x60 23^{3/4}"x23^{3/4}" 80x80 31^{1/2}"x31^{1/2}" modulo 60 modulo 80</p>	<p>ELEGANCE nat / lapp 40x80 15^{3/4}"x 31^{1/2}" 60x60 23^{3/4}"x23^{3/4}" 80x80 31^{1/2}"x31^{1/2}" 60x120 23^{3/4}"x47^{3/4}" 120x120 47^{3/4}"x47^{3/4}"</p>	<p>CARVED nat / grip 40x80 15^{3/4}"x 31^{1/2}" 60x60 23^{3/4}"x23^{3/4}" 60x120 23^{3/4}"x47^{3/4}"</p>	<p>CARVED ske 2.0 60x60 23^{3/4}"x23^{3/4}" 80x80 31^{1/2}"x31^{1/2}" 60x120 23^{3/4}"x47^{3/4}"</p>
---	---	---	---	---




OPAL

DUNE

TAUPE

NUIT





LE REVERSE

STONE PROJECT

ANTIQUÉ BORDO HERITAGE


La superficie Antique presenta il bordo Heritage, una finitura industriale che simula perfettamente il bordo scalpellato.

ANTIQUÉ HERITAGE EDGE

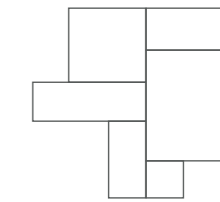
The Antique surface has a Heritage edge, an industrial finish that perfectly emulates the chiselled edge.

LE REVERSE

STONE PROJECT



MODULO 60




RS141 OPAL MODULO 60


- Nr. 2 - 20x40 - 7%*x15%
- Nr. 1 - 40x40 - 15%*x15%
- Nr. 1 - 40x60 - 15%*x23%
- Nr. 1 - 20x20 - 7%*x7%
- Nr. 1 - 20x60 - 7%*x23%




OPAL



DUNE



TAUPE



NUIT


LE REVERSE - ANTIQUE - SCHEMA DI POSA PICCOLO - OPAL

BORDO HERITAGE





**SCHEMA DI POSA
LAYING PATTERN**




SCHEMA DI POSA GRANDE


Nr. 1 - 80x80 - 31½"x31½"	19%
Nr. 4 - 60x60 - 23½"x23½"	43%
Nr. 1 - MODULO 80	38%




OPAL



DUNE




TAUPE



NUIT

LE REVERSE - ANTIQUE - SCHEMA DI POSA GRANDE - NUIT

BORDO HERITAGE




LE REVERSE

STONE PROJECT


ELEGANCE DUNE




OPAL



DUNE



TAUPE



NUIT




LE REVERSE

STONE PROJECT


ELEGANCE TAUPE




OPAL



DUNE



TAUPE



NUIT



LE REVERSE

STONE PROJECT

LE REVERSE FLOOR: TAUPE ELEGANCE RETT. 120x120



LE REVERSE

STONE PROJECT



LE REVERSE FLOOR: TAUPE ELEGANCE RETT. 120x120



LE REVERSE

STONE PROJECT



LE REVERSE WALL: OPAL ELEGANCE MURO 3D 29x33 VOLUME AND BATHTUB: OPAL ELEGANCE FLOOR: OPAL ELEGANCE LAPP. 120x120



LE REVERSE

STONE PROJECT



VOLUME AND BATHTUB OPAL ELEGANCE FLOOR: OPAL ELEGANCE LAPP. 120x120




LE REVERSE

STONE PROJECT

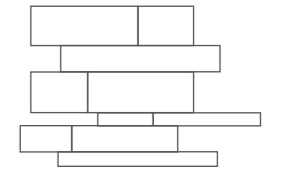


LE REVERSE WALL: OPAL ELEGANCE MULTISIZE LAPP. WASHBASIN AND SHELF: OPAL ELEGANCE FLOOR: OPAL ELEGANCE LAPP. 120x120



LE REVERSE - ELEGANCE - MULTISIZE - OPAL - LAPP. RETT.


**MODULO
MULTISIZE**




RS171 OPAL multisize lapp rett
 Nr. 2 - 30x40 - 11%^ox15%^o
 Nr. 2 - 30x80 - 11%^ox31%^o
 Nr. 1 - 20x120 - 7%^ox47%^o
 Nr. 1 - 10x40 - 3%^ox15%^o
 Nr. 1 - 10x80 - 3%^ox31%^o
 Nr. 1 - 20x40 - 7%^ox15%^o
 Nr. 1 - 20x80 - 7%^ox31%^o
 Nr. 1 - 10x120 - 3%^ox47%^o




OPAL



DUNE



TAUPE



NUIT



LE REVERSE

STONE PROJECT




LE REVERSE WALL: TAUPE ANTIQUE HERITAGE 10x30 - TAUPE CARVED 60x120 FLOOR: TAUPE ANTIQUE 80x80 / LES BOIS WALL: MOGANO 26,5x180

LE REVERSE

STONE PROJECT

LE REVERSE WALL: TAUPE CARVED 60x120



LE REVERSE

STONE PROJECT



LE REVERSE WALL: DUNE CARVED 60x120 / LES BOIS SLAVONIA BAGUETTE 28,5x120 VOLUME AND PLANTER: DUNE ELEGANCE FLOOR: DUNE ELEGANCE 80x80



LE REVERSE

STONE PROJECT




LE REVERSE WALL: DUNE ELEGANCE 20x120 - 40x120 - 80x120 / DEKWAY FLOOR: NUT 30x240

OPAL

ELEGANCE



6 mm - ¼"



RS091 OPAL rett
RS096 OPAL lapp rett
120x280 - 47¼"x110½"

10 mm - ⅜"



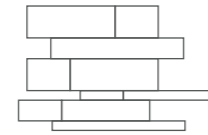
RS101 OPAL rett
RS106 OPAL lapp rett
120x120 - 47¼"x47¼"



RS021 OPAL rett
RS026 OPAL lapp rett
60x120 - 23¾"x47¼"



RS001 OPAL rett
RS006 OPAL lapp rett
60x60 - 23¾"x23¾"



RS171 OPAL multisize lapp rett
Nr. 2 - 30x40 - 11⅞"x15¾"
Nr. 2 - 30x80 - 11⅞"x31½"
Nr. 1 - 20x120 - 7⅞"x47¼"
Nr. 1 - 10x40 - 3⅞"x15¾"
Nr. 1 - 10x80 - 3⅞"x31½"
Nr. 1 - 20x40 - 7⅞"x15¾"
Nr. 1 - 20x80 - 7⅞"x31½"
Nr. 1 - 10x120 - 3⅞"x47¼"



RS041 OPAL rett
RS046 OPAL lapp rett
80x80 - 31½"x31½"



RS061 OPAL rett
RS066 OPAL lapp rett
40x80 - 15¾"x31½"

CARVED



10 mm - ⅜"



RS031 OPAL rett
RS036 OPAL grip rett
60x120 - 23¾"x47¼"



RS081 OPAL rett
RS086 OPAL grip rett
60x60 - 23¾"x23¾"



RS071 OPAL rett
RS076 OPAL grip rett
40x80 - 15¾"x31½"

CARVED SKE 2.0

20 mm - ¾"



RS181 OPAL CARVED 2.0 rett
60x120 - 23¾"x47¼"



RS186 OPAL CARVED 2.0 rett
80x80 - 31½"x31½"



RS176 OPAL CARVED 2.0 rett
60x60 - 23¾"x23¾"

ANTIQUE



10 mm - ⅜"



RS051 OPAL rett
RS056 OPAL lapp rett
80x80 - 31½"x31½"



RS191 OPAL rett
RS196 OPAL lapp rett
40x80 - 15¾"x31½"



RS011 OPAL rett
RS016 OPAL lapp rett
60x60 - 23¾"x23¾"

ANTIQUE BORDO HERITAGE

10 mm - ⅜"



RS111 OPAL
RS116 OPAL lapp
80x80 - 31½"x31½"



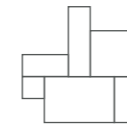
RS131 modulo 80
RS136 modulo 80 lapp
50x80 - 18½"x31½"
30x80 - 11⅞"x31½"



RS156 OPAL mosaico
30x30 - 11⅞"x11⅞"



RS121 OPAL
RS126 OPAL lapp
60x60 - 23¾"x23¾"



RS141 modulo 60
RS146 modulo 60 lapp
Nr. 2 - 20x40 - 7⅞"x15¾"
Nr. 1 - 40x40 - 15¾"x15¾"
Nr. 1 - 40x60 - 15¾"x23¾"
Nr. 1 - 20x20 - 7⅞"x7⅞"
Nr. 1 - 20x60 - 7⅞"x23¾"



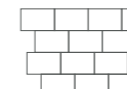
RS151 OPAL
10x30 - 3⅞"x11⅞"

MOSAICI

abbinabili a elegance e antique
mosaics can be combined with elegance and antique



RS161 OPAL broke
30x30 - 11⅞"x11⅞"




RS166 OPAL muro 3D
29x33 - 11¾"x11⅞"

DUNE

ELEGANCE



6 mm - 1/4"



RS092 DUNE rett
RS097 DUNE lapp rett
120x280 - 47 1/4"x110 1/2"

10 mm - 3/8"



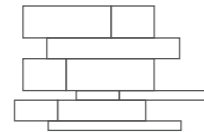
RS102 DUNE rett
RS107 DUNE lapp rett
120x120 - 47 1/4"x47 1/4"



RS022 DUNE rett
RS027 DUNE lapp rett
60x120 - 23 3/4"x47 1/4"



RS002 DUNE rett
RS007 DUNE lapp rett
60x60 - 23 3/4"x23 3/4"



RS172 DUNE multisize lapp rett
Nr. 2 - 30x40 - 11 9/16"x15 3/4"
Nr. 2 - 30x80 - 11 9/16"x31 1/2"
Nr. 1 - 20x120 - 7 7/8"x47 1/4"
Nr. 1 - 10x40 - 3 9/16"x15 3/4"
Nr. 1 - 10x80 - 3 9/16"x31 1/2"
Nr. 1 - 20x40 - 7 7/8"x15 3/4"
Nr. 1 - 20x80 - 7 7/8"x31 1/2"
Nr. 1 - 10x120 - 3 9/16"x47 1/4"



RS042 DUNE rett
RS047 DUNE lapp rett
80x80 - 31 1/2"x31 1/2"



RS062 DUNE rett
RS067 DUNE lapp rett
40x80 - 15 3/4"x31 1/2"

CARVED



10 mm - 3/8"



RS032 DUNE rett
RS037 DUNE grip rett
60x120 - 23 3/4"x47 1/4"



RS082 DUNE rett
RS087 DUNE grip rett
60x60 - 23 3/4"x 23 3/4"



RS072 DUNE rett
RS077 DUNE grip rett
40x80 - 15 3/4"x31 1/2"

CARVED SKE 2.0

20 mm - 3/4"



RS182 DUNE CARVED 2.0 rett
60x120 - 23 3/4"x47 1/4"



RS187 DUNE CARVED 2.0 rett
80x80 - 31 1/2"x31 1/2"



RS177 DUNE CARVED 2.0 rett
60x60 - 23 3/4"x23 3/4"

ANTIQUE



10 mm - 3/8"



RS052 DUNE rett
RS057 DUNE lapp rett
80x80 - 31 1/2"x31 1/2"



RS192 DUNE rett
RS197 DUNE lapp rett
40x80 - 15 3/4"x31 1/2"



RS012 DUNE rett
RS017 DUNE lapp rett
60x60 - 23 3/4"x23 3/4"

ANTIQUE BORDO HERITAGE

10 mm - 3/8"



RS112 DUNE
RS117 DUNE lapp
80x80 - 31 1/2"x31 1/2"



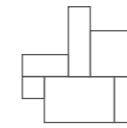
RS132 modulo 80
RS137 modulo 80 lapp
50x80 - 18 1/2"x31 1/2"
30x80 - 11 9/16"x31 1/2"



RS157 DUNE mosaico
30x30 - 11 9/16"x11 9/16"



RS122 DUNE
RS127 DUNE lapp
60x60 - 23 3/4"x23 3/4"



RS142 modulo 60
RS147 modulo 60 lapp
Nr. 2 - 20x40 - 7 7/8"x15 3/4"
Nr. 1 - 40x40 - 15 3/4"x15 3/4"
Nr. 1 - 40x60 - 15 3/4"x23 3/4"
Nr. 1 - 20x20 - 7 7/8"x7 7/8"
Nr. 1 - 20x60 - 7 7/8"x23 3/4"



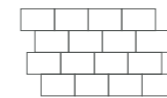
RS152 DUNE
10x30 - 3 9/16"x11 9/16"

MOSAICI

abbinabili a elegance e antique
mosaics can be combined with elegance and antique



RS162 DUNE broke
30x30 - 11 9/16"x11 9/16"



RS167 DUNE muro 3D
29x33 - 11 3/4"x11 9/16"

TAUPE

ELEGANCE




6 mm - ¼"



RS093 TAUPE rett
RS098 TAUPE lapp rett
120x280 - 47¼"x110½"

10 mm - ⅜"



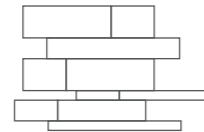
RS103 TAUPE rett
RS108 TAUPE lapp rett
120x120 - 47¼"x47¼"



RS023 TAUPE rett
RS028 TAUPE lapp rett
60x120 - 23¾"x47¼"



RS003 TAUPE rett
RS008 TAUPE lapp rett
60x60 - 23¾"x23¾"



RS173 TAUPE multisize lapp rett
Nr. 2 - 30x40 - 11⅞"x15¾"
Nr. 2 - 30x80 - 11⅞"x31½"
Nr. 1 - 20x120 - 7⅞"x47¼"
Nr. 1 - 10x40 - 3⅞"x15¾"
Nr. 1 - 10x80 - 3⅞"x31½"
Nr. 1 - 20x40 - 7⅞"x15¾"
Nr. 1 - 20x80 - 7⅞"x31½"
Nr. 1 - 10x120 - 3⅞"x47¼"



RS043 TAUPE rett
RS048 TAUPE lapp rett
80x80 - 31½"x31½"



RS063 TAUPE rett
RS068 TAUPE lapp rett
40x80 - 15¾"x31½"

CARVED



10 mm - ⅜"



RS033 TAUPE rett
RS038 TAUPE grip rett
60x120 - 23¾"x47¼"



RS083 TAUPE rett
RS088 TAUPE grip rett
60x60 - 23¾"x23¾"



RS073 TAUPE rett
RS078 TAUPE grip rett
40x80 - 15¾"x31½"

CARVED SKE 2.0

20 mm - ¾"



RS183 TAUPE CARVED 2.0 rett
60x120 - 23¾"x47¼"



RS188 TAUPE CARVED 2.0 rett
80x80 - 31½"x31½"



RS178 TAUPE CARVED 2.0 rett
60x60 - 23¾"x23¾"

ANTIQUÉ



10 mm - ⅜"



RS053 TAUPE rett
RS058 TAUPE lapp rett
80x80 - 31½"x31½"



RS193 TAUPE rett
RS198 TAUPE lapp rett
40x80 - 15¾"x31½"



RS013 TAUPE rett
RS018 TAUPE lapp rett
60x60 - 23¾"x23¾"

ANTIQUÉ BORDO HERITAGE

10 mm - ⅜"



RS113 TAUPE
RS118 TAUPE lapp
80x80 - 31½"x31½"



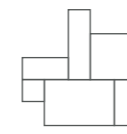
RS133 modulo 80
RS138 modulo 80 lapp
50x80 - 18½"x31½"
30x80 - 11⅞"x31½"



RS158 TAUPE mosaico
30x30 - 11⅞"x11⅞"



RS123 TAUPE
RS128 TAUPE lapp
60x60 - 23¾"x23¾"



RS143 modulo 60
RS148 modulo 60 lapp
Nr. 2 - 20x40 - 7⅞"x15¾"
Nr. 1 - 40x40 - 15¾"x15¾"
Nr. 1 - 40x60 - 15¾"x23¾"
Nr. 1 - 20x20 - 7⅞"x7⅞"
Nr. 1 - 20x60 - 7⅞"x23¾"



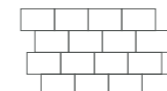
RS153 TAUPE
10x30 - 3⅞"x11⅞"

MOSAICI

abbinabili a elegance e antique
mosaics can be combined with elegance and antique



RS163 TAUPE broke
30x30 - 11⅞"x11⅞"




RS168 TAUPE muro 3D
29x33 - 11¼"x11⅞"

NUIT

ELEGANCE



6 mm - ¼"



RS094 NUIT rett
RS099 NUIT lapp rett
120x280 - 47¼"x110½"

10 mm - ¾"



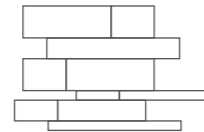
RS104 NUIT rett
RS109 NUIT lapp rett
120x120 - 47¼"x47¼"



RS024 NUIT rett
RS029 NUIT lapp rett
60x120 - 23¾"x47¼"



RS004 NUIT rett
RS009 NUIT lapp rett
60x60 - 23¾"x23¾"



RS174 NUIT multisize lapp rett
Nr. 2 - 30x40 - 11¾"x15¾"
Nr. 2 - 30x80 - 11¾"x31½"
Nr. 1 - 20x120 - 7¾"x47¼"
Nr. 1 - 10x40 - 3¾"x15¾"
Nr. 1 - 10x80 - 3¾"x31½"
Nr. 1 - 20x40 - 7¾"x15¾"
Nr. 1 - 20x80 - 7¾"x31½"
Nr. 1 - 10x120 - 3¾"x47¼"



RS044 NUIT rett
RS049 NUIT lapp rett
80x80 - 31½"x31½"



RS064 NUIT rett
RS069 NUIT lapp rett
40x80 - 15¾"x31½"

CARVED



10 mm - ¾"



RS034 NUIT rett
RS039 NUIT grip rett
60x120 - 23¾"x47¼"



RS084 NUIT rett
RS089 NUIT grip rett
60x60 - 23¾"x 23¾"



RS074 NUIT rett
RS079 NUIT grip rett
40x80 - 15¾"x31½"

CARVED SKE 2.0

20 mm - ¾"



RS184 NUIT CARVED 2.0 rett
60x120 - 23¾"x47¼"



RS189 NUIT CARVED 2.0 rett
80x80 - 31½"x31½"



RS179 NUIT CARVED 2.0 rett
60x60 - 23¾"x23¾"

ANTIQUE



10 mm - ¾"



RS054 NUIT rett
RS059 NUIT lapp rett.
80x80 - 31½"x31½"



RS194 NUIT rett
RS199 NUIT lapp rett
40x80 - 15¾"x31½"



RS014 TAUPE rett
RS019 TAUPE lapp rett.
60x60 - 23¾"x23¾"

ANTIQUE BORDO HERITAGE

10 mm - ¾"



RS114 NUIT
RS119 NUIT lapp
80x80 - 31½"x31½"



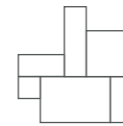
RS134 modulo 80
RS139 modulo 80 lapp
50x80 - 18½"x31½"
30x80 - 11¾"x31½"



RS159 NUIT mosaico
30x30 - 11¾"x11¾"



RS124 NUIT
RS129 NUIT lapp
60x60 - 23¾"x23¾"



RS144 modulo 60
RS149 modulo 60 lapp
Nr. 2 - 20x40 - 7¾"x15¾"
Nr. 1 - 40x40 - 15¾"x15¾"
Nr. 1 - 40x60 - 15¾"x23¾"
Nr. 1 - 20x20 - 7¾"x7¾"
Nr. 1 - 20x60 - 7¾"x23¾"



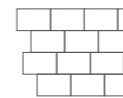
RS154 NUIT
10x30 - 3¾"x11¾"

MOSAICI

abbinabili a elegance e antique
mosaics can be combined with elegance and antique



RS164 NUIT broke
30x30 - 11¾"x11¾"



RS169 NUIT muro 3D
29x33 - 11¾"x11¾"

PORFIDO

Kronos continua la ricerca di elementi naturali attraverso lo studio del materiale porfido. Questo elemento, storicamente protagonista delle pavimentazioni per outdoor è stato trasformato in una materia elegante e sofisticata adatta anche per interni, ampliando la scelta con 3 differenti superfici: naturale, lappato e grip.

Kronos continues the research for natural elements through the study of the essence of porphyry. This element historically the main feature of outdoor paving, how it has been trasformed into an elegant and sophisticated material also suitable for indoor, expanding the range through 3 different surfaces finishes: natural, polished and grip.



PORFIDO



PORFIDO FLOOR: PORFIDO RETT. 80x180 - OUTDOOR: PORFIDO GRIP RETT. 80x180 LES BOIS WALL: SLAVONIA RETT. 20x180



PORFIDO FLOOR: PORFIDO RETT. 60x120 - WALL: PORFIDO MULTISIZE / LES BOIS WALL: SLAVONIA RETT. 20x180

PORFIDO



PORFIDO FLOOR: PORFIDO 2.0 RETT. 40x120 - WALL: PORFIDO RETT. 60x120 LES BOIS WALL: COBOLO 2.0 RETT. 40x120



PORFIDO FLOOR: PORFIDO 2.0 RETT. 40x120 - WALL: PORFIDO RETT. 80x180 LES BOIS WALL: MOGANO RETT. 20x180



PORFIDO



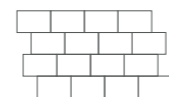
7480 PORFIDO rett
7481 PORFIDO grip rett
80x180 - 31½"x70¾"



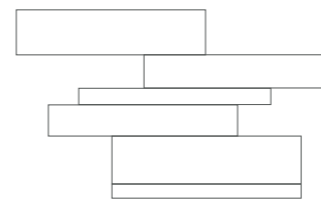
7482 PORFIDO rett
7483 PORFIDO grip rett
7484 PORFIDO lux rett
60x120 - 23¾"x47¾"



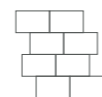
7485 PORFIDO rett
7486 PORFIDO grip rett
40x80 - 31½"x31¾"



7487 PORFIDO muro 3D
29x33 - 11¾"x11¾"



7488 PORFIDO MULTIPLIO
Nr. 2 - 10x120 - 4"x47¾"
Nr. 2 - 20x120 - 7¾"x47¾"
Nr. 2 - 30x120 - 11¾"x47¾"



7489 PORFIDO mattone
30x30 - 11¾"x11¾"
7,5x15

SKE 2.0



8097 PORFIDO 2.0 rett
40x120 - 15¾"x47¾"







LE REVERSE

IMBALLI_PACKAGING_EMBALLAGES_VERPACKUNGEN

LE REVERSE	Thickness	Pezzi per scatola	M ² per scatola	Kg per scatola	Scatole per pallet	M ² per pallet	KG per pallet
120x280 - 47¼"x110½"	6	1	3,36	47,40	20	67,20	968
120x120 - 47¼"x47¼"	10	2	2,88	67,00	18	51,84	1.226
80x80 - 31½"x31½"	10	2	1,28	30,00	40	51,20	1.220
60x60 - 23%"x23%"	10	3	1,08	25,00	40	43,20	1.020
60x120 - 23%"x47¼"	10	2	1,44	33,50	30	43,20	1.025
40x80 - 15%"x31½"	10	3	0,96	22,00	56	53,76	1.252
30x30 - broke	10	6	0,54	12,50	60	32,40	770
10x30 - 3%"x11¼"	10	30	0,90	20,50	36	32,40	758
multisize	10	10	1,44	33,50	15	21,60	522,5
modulo 80	10	4	1,28	30,00	40	51,20	1.220
modulo 60	10	6	1,44	33,50	34	48,96	1.139
SKE 2.0 60x60 - 23%"x23%"	20	2	0,72	32,00	30	21,60	980
SKE 2.0 80x80 - 31½"x31½"	20	2	1,28	58,50	24	30,72	1.424
SKE 2.0 60x120 - 23%"x47¼"	20	2	0,72	33,40	20	14,40	688

VARIAZIONE CROMATICA_SHADE VARIATION_VARIATION CHROMATIQUE_CHROMATISCHE ABWEICHUNG

 V1 aspetto uniforme uniform appearance aspect uniforme Gleichmäßiges Bild	 V2 lieve variazione slight variation légère différence de nuance Leichte Abweichung	 V3 moderata variazione moderate variation variation modérée Mäßige Abweichung	 V4 forte variazione substantial variation variation intense Stärke Abweichung
ELEGANCE		ANTIQUE CARVED	


PORFIDO

IMBALLI_PACKAGING_EMBALLAGES_VERPACKUNGEN

PORFIDO	Thickness	Pezzi per scatola	M ² per scatola	Kg per scatola	Scatole per pallet	M ² per pallet	KG per pallet
80x180 - 31½"x70¾"	10	2	2,88	67,00	20	57,60	1.360
60x120 - 23%"x47¼"	10	2	1,44	33,50	30	43,20	1.025
40x80 - 15%"x 31½"	10	3	0,96	22,00	56	53,76	1.352
multiplo	10	4	1,44	33,00	24	34,56	812
40x120 - 15%"x47¼"	20	2	0,96	44,20	24	23,04	1.080
muro 3D	10	6	0,58	13,40	60	34,80	824
30x30 - 11¼"x11¼"	10	6	0,54	11,50	60	32,40	710

VARIAZIONE CROMATICA_SHADE VARIATION_VARIATION CHROMATIQUE_CHROMATISCHE ABWEICHUNG

 V1 aspetto uniforme uniform appearance aspect uniforme Gleichmäßiges Bild	 V2 lieve variazione slight variation légère différence de nuance Leichte Abweichung	 V3 moderata variazione moderate variation variation modérée Mäßige Abweichung	 V4 forte variazione substantial variation variation intense Stärke Abweichung
--	--	--	--

CARATTERISTICHE E PROPRIETÀ CHARACTERISTICS OR PROPERTIES CARACTERISTIQUES OU PROPRIETES EIGENSCHAFTEN UND GÜTEMERKMALE	NORME STANDARDS NORMES NORMEN	SECONDO LE NORME COMPLIANCE WITH STANDARDS CONFORME AUX NORMES ENTSPRECHEND DEN NORMEN UNI EN 14411 G				
QUALITÀ DELLA SUPERFICIE - SURFACE QUALITY - QUALITE DE LA SURFACE - OBERFLÄCHENQUALITÄT	ISO 10545-2	IL 95% MIN DELLE PISTRELLE DEVE ESSERE ESENTI DA DIFETTI VISIBILI / AT LEAST 95% OF THE TILES MUST BE FREE FROM VISIBLE FLAWS / 95% MIN DES CARREUX NE DOIVENT PRESENTER AUCUN DEFECT VISIBLE / MINDESTENS 95% DER FLIESEN MUSSEN FREI VON SICHTBAREN	CONFORME ALLE NORME - COMPLIES WITH STANDARD - CONFORME AUX NORMES - NORMGERECHT			
DEVIAZIONE MASSIMA DI RETTILINEITÀ IN % - MAXIMUM STRAIGHTNESS DEVIATION IN % - MARGE DE TOLERANCE DE RECTITUDE EN % - ZULAESSIGE HOECHSTABWEICHUNG DER KANTENGERADHEIT IN PROZENTEN		N ≥ 15cm % ± 0,5 %	N ≥ 15cm mm ± 1,5 mm	RESULTATI TEST TEST RESULTS RESULTÉS DES ESSAIS PRÜFERGEBNIS	CONFORME ALLE NORME COMPLIES WITH STANDARD CONFORME AUX NORMES - NORMGERECHT	
DEVIAZIONE AMMISSIBILE IN %, DELLO SPESSORE MEDIO DI OGNI PIASTRELLA DALLA DIMENSIONE DI FABBRICAZIONE - ADMITTED DEVIATION, IN %, OF THE AVERAGE THICKNESS OF EACH TILE FROM THE PRODUCTION DIMENSIONS - MARGE DE TOLERANCE, EN POURCENTAGE, ENTRE L'ÉPAISSEUR MOYENNE DE CHAQUE CARREAU ET LA DIMENSION DE FABRICATION - ZULÄSSIGE ABWEICHUNG DER DURCHSCHNITTSDICKE JEDER FLIESE VOM HERSTELLMASS IN PROZENTEN		± 0,5 %	± 0,5 mm	± 5%	CONFORME ALLE NORME COMPLIES WITH STANDARD CONFORME AUX NORMES NORMGERECHT	
DEVIAZIONE MASSIMA DI ORTOGONALITÀ IN % - MAXIMUM RIGHT-ANGLE DEVIATION IN % - MARGE DE TOLERANCE D'ANGULARITE IN % - HOECHSTABWEICHUNG DER RECHTWINKLIGKEIT IN PROZENTEN		± 0,5 %	± 2,0 mm	± 0,20%	CONFORME ALLE NORME COMPLIES WITH STANDARD CONFORME AUX NORMES - NORMGERECHT	
PLANARITÀ - FLATNESS - PLANEITE - EBENFLÄCHIGKEIT		± 0,5 %	± 2,0 mm	± 0,35%	CONFORME ALLE NORME COMPLIES WITH STANDARD CONFORME AUX NORMES - NORMGERECHT	
LUNGHEZZA E LARGHEZZA - LENGTH AND WIDTH LONGUEUR ET LARGEUR - LÄNGE UND BREITE		± 0,6 %	± 2,0 mm	± 0,15%	CONFORME ALLE NORME COMPLIES WITH STANDARD CONFORME AUX NORMES - NORMGERECHT	
ASSORBIMENTO D'ACQUA - WATER ABSORPTION ABSORPTION D'EAU - WASSERAUFNAHME	ISO 10545-3	≤ 0,5 %				E < = 0,04 %
RESISTENZA ALLA FLESSIONE - BENDING STRENGTH RESISTANCE A LA FLEXION - BIEGEZUGFESTIGKEIT	ISO 10545-4	R ≥ 35 N/mm ²				53 N/mm ²
RESISTENZA ALL'URTO - IMPACT RESISTANCE RESISTANCE AUX CHOCES - SCHLAGFESTIGKEIT	ISO 10545-5	VALORE DICHIARATO - DECLARED VALUE - VALEUR DECLAREE - ANGEGEBENER WERT				0,88
RESISTENZA ALL'ABRASIONE PROFONDA - RESISTANCE TO DEEP ABRASION RESISTANCE A L'ABRASION PROFONDE - WIDERSTANDSFAKKGKEIT GEGEN TIEFENABRIEB	ISO 10545-6	≤ 175 mm ³				< 128 mm ³
COEFF. DI DILATAZIONE TERMICA LINEARE - COEFFICIENT OF LINEAR THERMAL-EXPANSION - COEFF. D'EXTENSION THERMIQUE LINEAIRE - LINEAR WÄRMEAUSSDEHNUNGS-KOEFFIZIENT	ISO 10545-8	-				α=7x10 ⁻⁶ /°C ⁻¹
RESISTENZA AGLI SBALZI TERMICI - THERMAL SHOCK RESISTANCE RESISTANCE AUX ÉCARIS THERMIQUES - TEMPERATURWECHSELBESTÄNDIGKEIT	ISO 10545-9	TEST SUPERATO SECONDO EN ISO 10545-1 - PASS ACCORDING EN ISO 10545-1 - TEST OBTENUS SELON EN ISO 10545-1 - TEST LAUT EN ISO 10545-1 BESTANDEN				NESSUN DANNO - NO DAMAGE - AUCUN DOMMAGE - KEIN SCHADEN
RESISTENZA AL GELO - FROST RESISTANCE RESISTANCE AU GEL - FROSTBESTÄNDIGKEIT	ISO 10545-12	TEST SUPERATO SECONDO EN ISO 10545-1 - PASS ACCORDING EN ISO 10545-1 - TEST OBTENUS SELON EN ISO 10545-1 - TEST LAUT EN ISO 10545-1 BESTANDEN				NESSUN DANNO - NO DAMAGE - AUCUN DOMMAGE - KEIN SCHADEN
RESISTENZA AGLI AGENTI CHIMICI - CHEMICAL RESISTANCE RESISTANCE A L'ATTAQUE CHIMIQUE - BASTÄNDIGKEIT GEGEN CHEMIKALIEN	ISO 10545-13	UB MIN.				UA ULA UHA
RESISTENZA ALLE MACCHIE - RESISTANCE TO STAIN RESISTANCE AUX TACHES - FLECKENFESTIGKEIT	ISO 10545-14	VALORE DICHIARATO - DECLARED VALUE - VALEUR DECLAREE - ANGEGEBENER WERT				Classe 5
RESISTENZA AL FUOCO - FIRE RESISTANCE RESISTANCE AU FEU - FEUERWIDERSTAND	EN 13501 - 1	VALORE DICHIARATO - DECLARED VALUE - VALEUR DECLAREE - ANGEGEBENER WERT				CLASSE A1 - A1 FL
RESISTENZA ALLO SCIVOLAMENTO - SLIP RESISTANCE RESISTANCE AU GLISSEMENT - BESTIMMUNG DER RUSTCHEMME EIGENSCHAFT			NATURALE	CARVED	GRIP	CARVED SKE2.0
B.C.R. C.A. B.C.R. G.B D. M. 239 DEL 4.6 1989		> 0,40	CONF	CONF	CONF	CONF
ASTM C 1028/07 BOT 3000		Dry SCOF > 0,60	CONF	CONF	CONF	CONF
ASTM C 1028/07 BOT 3000		Wet SCOF > 0,60	CONF	CONF	CONF	CONF
ANSI A137.1 BOT 3000		Wet DCOF > 0,42	CONF	CONF	CONF	CONF
DIN 51130		-	R10	R10	R11	R11
DIN 51097		-	A	A+B	A+B+C	A+B+C
ENV 12633		≥ CL 1	CONF	CONF	CONF	CONF
UNI EN 13036 - 4 2011		≥ 36	CONF	CONF	CONF	CONF
STABILITÀ DEI COLORI ALLA LUCE E AI RAGGI U.V. COLOUR STABILITY ON EXPOSURE TO LIGHT AND UV RAYS STABILITE DES COULEURS A LA LUMIERE ET AUX RAYONS U.V. FARBECHEITHEIT UNTER LICHTEINLUSS UND UV-STRAHLUNG	DIN 51094	VALORE DICHIARATO - DECLARED VALUE - VALEUR DECLAREE - ANGEGEBENER WERT				CONFORME ALLE NORME, NO VARIAZIONI COMPLIES WITH STANDARD, NO VARIATION CONFORME AUX NORMES, PAS DE CHANGEMENTS NORMGERECHT, KEINE ÄNDERUNG
SKE2.0						
CARICO STATICO - STATIC LOAD CHARGE STATIQUE - STATISCHER BELASTUNG	EN 12825	VALORE DICHIARATO - DECLARED VALUE - VALEUR DECLAREE - ANGEGEBENER WERT				CENTRO - CENTRE 9,6 KN CENTRO LATO CENTRE POINT OF SIDES 6,5 KN DIAGONALE - DIAGONAL 8,19 KN (CLASSE 3)
CARICO DINAMICO, PROVA DI URTO DI CORPI DURI - DYNAMIC LOAD CAPACITY, HAND OBJECT IMPACT TEST C, STATIQUE, ESSAI DE CHOC DE CORPS DURS - STATISCHER BELASTUNG, AUSWIRKUNGEN TEST DER HARTEN KÖRPER	EN 12825	VALORE DICHIARATO - DECLARED VALUE - VALEUR DECLAREE - ANGEGEBENER WERT				TEST NON SUPERATO - TEST NOT PASSED TEST A ÉCHOUÉ - TEST FEHLGESCHLAGEN
CARICO DINAMICO, PROVA DI URTO DI CORPI MORBIDI - DYNAMIC LOAD CAPACITY, SOFT OBJECT IMPACT TEST C, STATIQUE, ESSAIS D'IMPACT DE CORPS MOUS - STATISCHER BELASTUNG, AUSWIRKUNGEN PRÜFUNGS VON WEICHEN KÖRPERN	EN 12825	VALORE DICHIARATO - DECLARED VALUE - VALEUR DECLAREE - ANGEGEBENER WERT				TEST SUPERATO - TEST PASSED TEST REUSSI - TEST BESTANDEN
RESISTENZA ALLA FLESSIONE, CARICO DI ROTTURA IN N - BENDING STRENGTH, BREAKING FORCE IN N RESISTANCE A LA FLEXION, CHARGE DE ROPTURE IN N - BIEGEFESTIGKEIT, BRUCHLAST EN N	EN 1339	Kn 14,38				CLASSE U14
CARICO DI ROTTURA IN MPA - BREAKING FORCE IN MPA - CHARGE DE ROPTURE IN MPA - BRUCHLAST EN MPA		-				MPA 46,5



Kronos 2 ceramiche S.p.A.

Sede legale: Strada delle Fornaci, 20 41126 Modena

Sede amministrativa: Via Monte Bianco, 3 41042 Fiorano Modenese (Modena) Italy

Tel. 0039 0536 927711

info@kronos2.it - www.kronosceramiche.com

